

# BRIDGESTONE BICYCLES







Greetings:

*I am pleased to present our new line of top quality Bridgestone bicycles. It is our standard at Bridgestone, to take great pride in our work. We assure both dealer and customer fine workmanship and top quality components.*

*It shall be our philosophy at all times to proudly serve our dealers and customers with our best efforts to earn and maintain a reputation as an industry leader.*



AGEO Factory.



ASAHI Factory.



SAGA Factory.



IGA Factory.



KISAI Factory.





*We would like to share with you the results of our extensive research and engineering skills. We personally manufacture all of Bridgestone products in our own factories to maintain our excellence of quality at Bridgestone levels.*

*We know that you will be as proud as we are of our new line of Bridgestone bicycles.*

*Very sincerely,*

*K. Ishii  
President  
Bridgestone Cycle Co.,Ltd.*

## **Brazing Method**



Computer controlled automatic brazing machines.

Checking dimensional consistency.


## **Quality Assurance**



Final endurance test machine.

Torsion test machine.





# Sirius

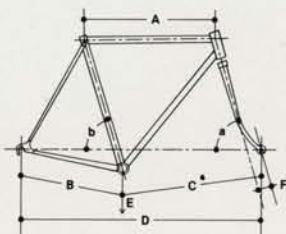
The lean luxury of Sirius will meet the demands of the most discriminating riders.



Dual tone, Dark Brown & Golden Tan



Dual tone, Flamboyant Red & Antique Tan



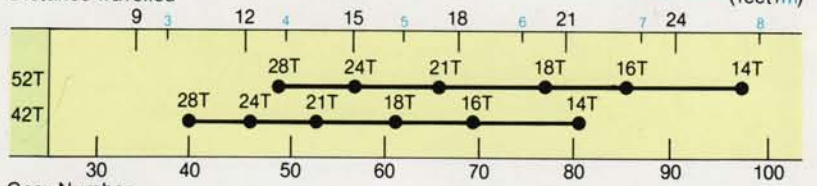
Wrap-around seat lug

Italian cut head lug

Direct mount shifter & Allen brake anchor bolt

New Bridgestone exclusive Self Centering Aero Dynamic brake

### Distance Travelled




### Gear Number

\*Note:

Distance Travelled = Gear Ratio × Wheel diameter (678 mm) × 3.14  
 Gear Number = Gear Ratio × Wheel diameter (26.5 inch)

Frame Size		A	B	C	D	E	F	a	b
		Top tube	Rear center	Front center	Wheel base	BB height	Off set	Head angle	Seat angle
19"	488 (m/m)	535	410	588.6	992.3	281	50	72°	73°30'
21"	538 (m/m)	545	410	584.3	984.1	266	45	73°	74°
23"	588 (m/m)	560	410	590.9	990.7	266	45	74°	74°
25"	638 (m/m)	580	410	610.7	1010.7	266	45	74°	74°





# Antares L.D.I.

After you ride it all day you will want to give it a hug that night.



Water bottle studs



Chain hook



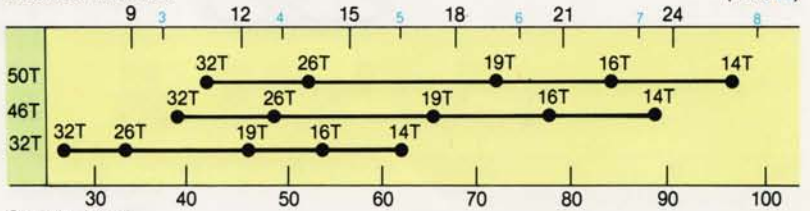
Chain stay guard



Leather anatomic saddle

Distance Travelled

(feet/m)

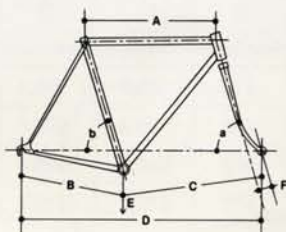


Gear Number

\* Note:

Distance Travelled = Gear Ratio × Wheel diameter (692 mm) × 3.14

Gear Number = Gear Ratio × Wheel diameter (27 inch)



Frame Size	A	B	C	D	E	F	a	b
	Top tube	Rear center	Front center	Wheel base	BB height	Off set	Head angle	Seat angle
21"	535 (m/m)	550	445	611.8	1048.6	281.5	60	71°30'
23"	585 (m/m)	570	445	615	1051.8	281.5	60	72°
25"	635 (m/m)	580	445	625	1061.8	281.5	60	72°





# Altair DL

Give yourself something you deserve—  
a touch of class.



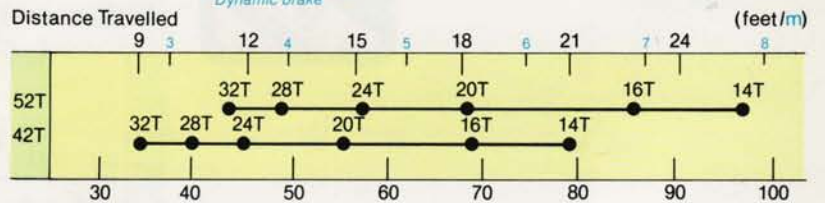
Dual tone Golden Tan & Rubby Maroon



Brazed on top mount shifter

New Bridgestone exclusive Self Centering Aero Dynamic brake

Chain hook

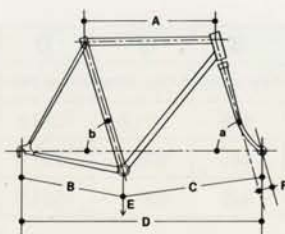


Gear Number

\* Note:

Distance Travelled = Gear Ratio × Wheel diameter (676 mm) × 3.14

Gear Number = Gear Ratio × Wheel diameter (27 inch)



Frame Size	A	B	C	D	E	F	a	b
	Top tube	Rear center	Front center	Wheel base	BB height	Off set	Head angle	Seat angle
19" 485 (m/m)	535	416	588.2	999.1	293.5	50	72°	73° 15'
21" 535 (m/m)	545	416	585.3	992.6	278.5	45	72°	73°
23" 585 (m/m)	560	416	590.9	996.8	273.5	45	74°	74°
25" 635 (m/m)	580	416	610.7	1016.8	273.5	45	74°	74°





# Altair

For the serious touring rider we created Altair made of chromoly and dressed it in light alloy.



Flamboyant Blue



Flamboyant Red

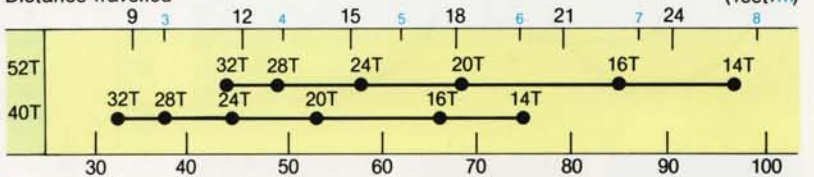


New Bridgestone exclusive self-centering aero dynamic brake



Center-ridge tire

### Distance Travelled

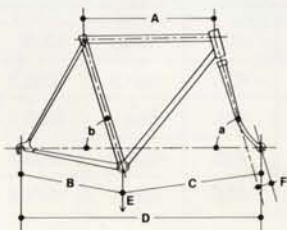


### Gear Number

\* Note:


$$\text{Distance Travelled} = \text{Gear Ratio} \times \text{Wheel diameter (676 mm)} \times 3.14$$

$$\text{Gear Number} = \text{Gear Ratio} \times \text{Wheel diameter (27 inch)}$$



Frame Size	A	B	C	D	E	F	a	b
	Top tube	Rear center	Front center	Wheel base	BB height	Off set	Head angle	Seat angle
19"	485(m/m)	535	417	588.2	1000.1	273.5	50	72° 73° 15'
21"	535(m/m)	545	417	585.3	993.6	273.5	45	73° 74°
23"	585(m/m)	560	417	590.9	997.8	273.5	45	74° 74°
25"	635(m/m)	580	417	610.7	1017.8	273.5	45	74° 74°
27"	685(m/m)	625	417	654.9	1062.2	273.5	45	74° 74°






# Spica

Spica for those that don't take their recreation for granted.



Flamboyant Blue



Flamboyant Red



Antique Tan

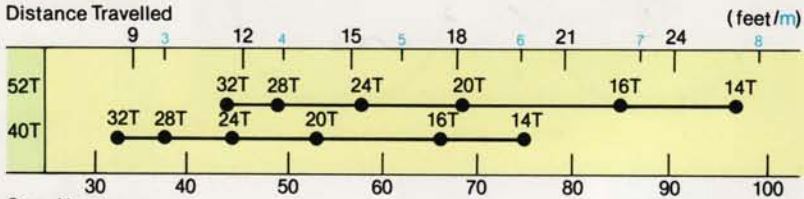


New Bridgestone exclusive Self Centering Aero Dynamic brake



Center-ridge tire

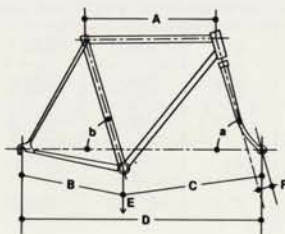
### Distance Travelled



### Gear Number

\* Note:

Distance Travelled = Gear Ratio × Wheel diameter (676 mm) × 3.14  
 Gear Number = Gear Ratio × Wheel diameter (27 inch)



Frame Size	A	B	C	D	E	F	a	b	
	Top tube	Rear center	Front center	Wheel base	BB height	Off set	Head angle	Seat angle	
19"	485 (m/m)	535	425	589.1	1009	293.5	50	72°	73°30'
21"	535 (m/m)	545	425	587.2	1002.2	273.5	50	72°30'	73°30'
23"	585 (m/m)	560	425	594	1009.1	273.5	50	73°30'	73°30'
25"	635 (m/m)	580	425	614.3	1029.5	273.5	50	73°30'	73°30'
27"	685 (m/m)	625	425	656.1	1071.6	273.5	50	73°30'	73°30'





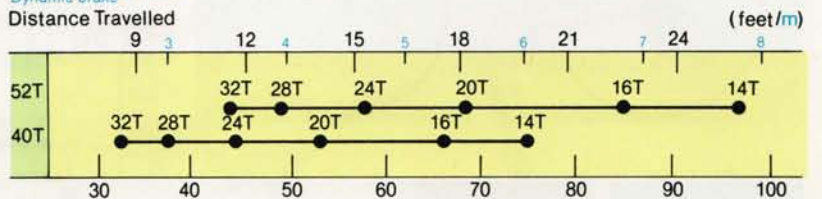
# Spica Mixte

Spica Mixte for the active lady  
that demands to travel first class.



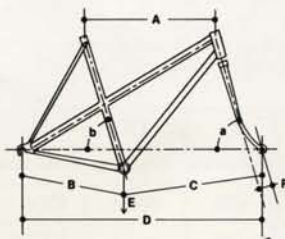
New Bridgestone exclusive Self Centering Aero Dynamic brake

Center-ridge tire



Gear Number

\*Note:  
Distance Travelled = Gear Ratio × Wheel diameter (676 mm) × 3.14  
Gear Number = Gear Ratio × Wheel diameter (27 inch)



Frame Size	A	B	C	D	E	F	a	b
	Top tube	Rear center	Front center	Wheel base	BB height	Off set	Head angle	Seat angle
20" M 510 (m/m)	550	425	595	1010.1	273.5	50	72° 30'	73° 30'






# Regulus

Regulus the more than you bargained for star of our quality show.



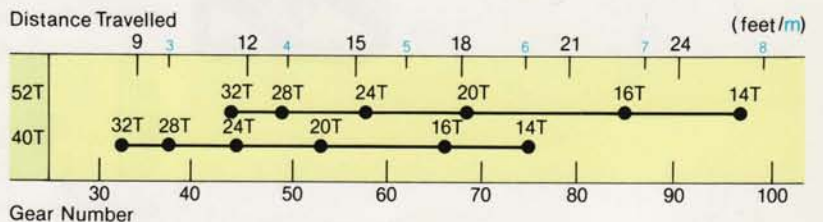
Flamboyant Blue



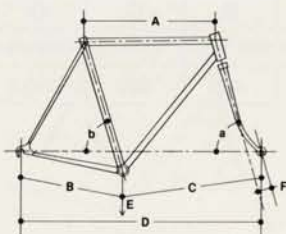
Dark Brown



F. hub with Q.R.



\* Note:  
 Distance Travelled = Gear Ratio × Wheel diameter (676 mm) × 3.14  
 Gear Number = Gear Ratio × Wheel diameter (27 inch)



Frame Size	Top tube	Rear center	Front center	Wheel base	BB height	Off set	Head angle	Seat angle	
									A
19'	485(m/m)	535	425	589.1	1009	293.5	50	72°	73°30'
21'	535(m/m)	545	425	587.2	1002.2	273.5	50	72°30'	73°30'
23'	585(m/m)	560	425	594	1009.1	273.5	50	73°30'	73°30'
25'	635(m/m)	580	425	614.3	1029.5	273.5	50	73°30'	73°30'





# Carmel

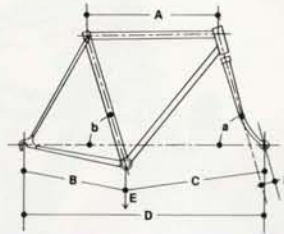
Carmel takes you far beyond  
"Basic Transportation"




Dark Brown



BRIDGESTONE's own patented SC (Self-Centering) brake with AW Brake Pads



Frame Size	Top tube	A	B	C	D	E	F	a	b
		Rear center	Front center	Wheel base	BB height	Off set	Head angle	Seat angle	
21" 543 (m/m)	560	445	609.1	1047.2	283.4	60	72°	72°	
20" M500 (m/m)	(560)	453	606.5	1052.3	276.9	60	71°30'	71°30'	



# Wagon

BRIDGESTONE's new "Torque Tilt"  
takes the tip out of Three-wheeling.




Pearly Green



Pearly White







# MK-I

**The MK-I & MK-II — first in a series**



Race ready, the Bridgestone MK-I & II are built with the finest quality BMX parts available today. Special features include Bridgestone's own patented SC (Self-Centering) Brake with AW Brake Pads and brazed on cable guides. The MK-I & II are a highly competitive bike that will make you a winner.



BRIDGESTONE's own patented SC (Self-Centering) brake with AW Brake Pads



# MK-II



of quality from **BRIDGESTONE**—



Tire with original tread



Sealed bearing hub (MK-II)



Red & Chrome



Blue & Chrome





# SPECIFICATIONS

MODEL	SIRIUS	ANTARES L.D.T.	ALTAIR DL	ALTAIR
<b>FRAME SIZE</b>	19' 21' 23' 25'	21' 23' 25'	19' 21' 23' 25'	19' 21' 23' 25' 27'
<b>FRAME MATERIAL</b>	BRIDGESTONE Chrome Moly Double Butted tubing with TANGE Champion lug set.	BRIDGESTONE Chrome Moly tubing. Fully lugged.	BRIDGESTONE Chrome Moly tubing. Fully lugged.	BRIDGESTONE Chrome Moly tubing. Fully lugged.
<b>SPECIAL FEATURES</b>	BRIDGESTONE Forged vertical drop out. Brazed on Shift lever mounting base, Cable holders on Top tube, Water bottle studs, Chain hook on Seat stay & Tunnel clips on Hanger for front & rear Derailleur cables.	SUNTOUR Forged vertical drop out. Brazed on Water bottle studs (2 sets), Chain stay guard, Cantilever Brake posts, rear Carrier eyelets, Chain hook on Chain stay, Cable holders on top tube & Tunnel clips on Hanger for front & rear Derailleur cables.	SUNTOUR GS-II Forged road ends. Brazed on Shift lever mounting base, Cable holders on Top tube, Water bottle studs, Chain hook on Chain stay & Tunnel clips on Hanger for front & rear Derailleur cables.	Forged road end. Brazed on Cable holders on Top tube, Water bottle studs & Tunnel clips on Hanger for front & rear Derailleur cables.
<b>FRONT FORK</b>	TANGE Chrome Moly tubing with semi-slope crown & BRIDGESTONE forged ends.	TANGE Chrome Moly tubing with semi-slope crown & BRIDGESTONE forged ends.	TANGE Hi-tensil Hi-carbon tubing with semi-slope crown & BRIDGESTONE forged ends.	TANGE Hi-tensil Hi-carbon tubing with semi-slope crown & BRIDGESTONE forged ends.
<b>HEAD SET</b>	TANGE Falcon	TANGE Falcon	TANGE Falcon	NIKYO 25M
<b>HANDLE BAR</b>	NITTO Univesiade Alloy with cloth tapes	SR Alloy randonneur with cloth tapes	NITTO Univesiade Alloy with cloth tapes	SR CTD Alloy with cloth tapes
<b>HANDLE STEM</b>	NITTO Technomic A Forged Alloy	SR Royal E Alloy	NITTO Technomic Forged Alloy	SR AH Alloy
<b>BRAKES</b>	BRIDGESTONE SC-A bright finish Alloy side-pull with Q.R. Tire guide Allen anchor bolt & AW shoes.	DIA-COMPE Cantilever brake	BRIDGESTONE SC-A bright finish Alloy side-pull with Q.R. Tire guide & AW shoes	BRIDGESTONE SC-A Alloy side-pull with Q.R. Tire guide & AW shoes.
<b>BRAKE LEVERS</b>	DIA-COMPE # 144G with rubber-pads	DIA-COMPE # 162G with adjusting barrels, Q.R. & rubber-pads	DIA-COMPE # 144 with rubber-pads	DIA-COMPE # 144 with rubber-pads
<b>DERAILLEURS</b>	<b>FRONT REAR SHIFTER</b> SUNTOUR Cyclone II FD-2400 SUNTOUR Cyclone II RD-3500 SUNTOUR Cyclone	SUNTOUR BL (Black) SUNTOUR BL-GT (Black) SUNTOUR BL (Black)	SUNTOUR ARX SUNTOUR ARX-GT SUNTOUR LD-2350 (Microlite)	SUNTOUR BL (Black) SUNTOUR BL-GT (Black) SUNTOUR BL (Black)
<b>REAR CLUSTER</b>	SUNTOUR PB-6S Gold 14-16-18-21-24-28T 6-speed	SUNTOUR Black 14-16-19-26-32T 5-Speed	SUNTOUR PB-6S Black 14-16-20-24-28-32T 6-Speed	SUNTOUR PB-6S Black 14-16-20-24-28-32T 6-Speed
<b>HUBS</b>	<b>FRONT REAR</b> SUNTOUR Alloy small flange with Q.R. 36H SUNTOUR Alloy small flange with Q.R. 36H	SUNSHINE Alloy small flange with Q.R. 36H SUNSHINE Alloy small flange with Q.R. 40H	SUNTOUR Alloy small flange with Q.R. 36H SUNTOUR Alloy small flange with Q.R. 36H	SUNTOUR Alloy small flange with Q.R. 36H SUNTOUR Alloy small flange with Q.R. 36H
<b>CRANK SET</b>	SUGINO Astoron 52x42T forged 170mm cranks	SUGINO Super Maxy with TA patern gears 50x46x32T forged 170mm cranks	SUGINO Astoron 52x42T forged 170mm cranks	SR New Apex AA-5DRG2 52x40T forged 170mm cranks
<b>PEDALS</b>	MKS Sylvan Road with RR	MKS Sylvan Road with RR	KKT Provic II with RR	KKT Provic II with RR
<b>CHAIN</b>	Gold	Silver	Gold	Gold
<b>TIRES</b>	BRIDGESTONE 700 x 25C Center-ridge skinside 100 lbs Hi-pressure with American valves.	BRIDGESTONE 27 x 1 1/4 Center-ridge gumside 90 lbs Hi-pressure with American valves.	BRIDGESTONE 27 x 1 1/4 Center-ridge skinside 100 lbs Hi-pressure with American valves.	BRIDGESTONE 27 x 1 1/4 Center-ridge skinside 100 lbs Hi-pressure with American valves.
<b>RIMS</b>	ARAYA 700c tubular Alloy	ARAYA 27 x 1 1/4 Alloy F36H, R40H	ARAYA 27 x 1 1/4 Alloy narrow type	ARAYA 27 x 1 1/4 Alloy narrow type
<b>SPOKES</b>	# 14 U.P.C. with U.P.C. nipples	Stainless steel #14 with Brass nipples Rear: 40 spokes	# 14 U.P.C. with U.P.C. nipples	# 14 U.P.C. with U.P.C. nipples
<b>SADDLE</b>	KASHIMAX VC-Super Pro Anatomic leather	KASHIMAX VC-Super Pro Anatomic leather	KASHIMAX VC-Super Pro Anatomic leather	KASHIMAX VC-Super Pro Anatomic vinyl
<b>SEAT POST</b>	SR CT-P5 Alloy	SR CT-P5 Alloy	SR CT-P5 Alloy	SR CT-P5 Alloy
<b>ACCESSORIES</b>	Toe clips & leather straps (Black), Alloy spoke protector & CPSC approved reflector set.	Toe clips & leather straps (Black), Spoke protector, Water bottle with alloy cage (1 set), F & R alloy carrier, Alloy fenders, Alloy pump & CPSC approved reflector set.	Toe clips & leather straps (Black), Alloy spoke protector & CPSC approved reflector set.	Toe clips & leather straps (Black), Spoke protector CPSC approved reflector set.
<b>FRAME COLOR</b>	(1) Dual tone, Dark Brown & Antique Tan (2) Dual tone, Flamboyant Red & Golden Tan	Tahoe Blue	Dual tone Golden Tan & Ruby Maroon	(1) Flamboyant Blue (2) Flamboyant Red
<b>APPROXIMATE WEIGHT</b>	23 lbs (23')	29 lbs (23')	25 lbs (23')	25 lbs (23')



SPICA	REGULUS	CARMEL	WAGON	MK-I & II
19" 21" 23" 25" 27" Mixte 20"	19" 21" 23" 25"	21" Mixte 20"	12"	11 1/2"
BRIDGESTONE Chrome Moly tubing. Fully lugged.	BRIDGESTONE Chrome Moly tubing. Fully lugged.	BRIDGESTONE Hi-tensile Hi-carbon. Technart.	BRIDGESTONE Hi-tensile Hi-carbon. Technart.	BRIDGESTONE Chrome Moly tubing. TIG welded.
Forged road ends.  Braze on Cable holders on Top tube & Water bottle studs.	Forged road ends.  Braze on Cable holders on Top tube.	Road ends.  Braze on Cable holders on Top tube.	Braze on Cable holders on Down tube. Unique torsion rod, subframe and swinging rear mechanism.	Original design gusset & braze on Cable holders.
BRIDGESTONE Hi-tensile Hi-carbon tubing with special crown.	BRIDGESTONE Hi-tensile Hi-carbon tubing with special crown.	BRIDGESTONE Hi-tensile Hi-carbon Technart.	BRIDGESTONE Hi-tensile Hi-carbon Technart.	TANGE TRX. Chrome-Moly
BRIDGESTONE Diamond road	BRIDGESTONE Diamond road	BRIDGESTONE	BRIDGESTONE	TANGE MX-3
SR Alloy randonneur with cloth tapes	SR CP randonneur with cloth tapes	Alloy North-road style	C.P. steel touring 3" rise	SR Alloy gold
SR AH Alloy	SR AH Alloy	SR 60AH	C.P.	SUGINO HP-UFO Blue / Red
BRIDGESTONE SC-A Alloy side-pull with AW shoes.	DIA-COMPE # 500 Alloy side-pull.	BRIDGESTONE SC Alloy side-pull with AW shoes.	Front: C.P. calliper Rear: Primus C.P. band brake	BRIDGESTONE SC Alloy side-pull with AW shoes.
DIA-COMPE # 161 with Q.R.	DIA-COMPE # 164 with safety lever & Q.R.	DIA-COMPE # 131	Steel with parking brake	DIA-COMPE # 132 Blue / Red
SUNTOUR VX VX-GT PDL-M PUB-10 (20M)	SUNTOUR Seven Seven GT UB-10	SUNTOUR  Seven GT Mighty-2	_____	_____
SUNTOUR PB-6S Black 14-16-20-24-28-32T 6-Speed	SUNTOUR PB-6S Black 14-16-20-24-28-32T 6-Speed	SUNTOUR PB-6S Black 14-16-20-24-28-32T 6-Speed	16T	SUNTOUR MF-2000 16T
SUNTOUR Alloy small flange with Q.R.36H Alloy small flange with Q.R.36H	SUNTOUR Alloy small flange with Q.R.36H Alloy small flange nutted 36H	Semi large flange steel 36H Small flange steel 36H	Small flange steel 28H Forged small flange steel 28H	MK-I SUNTOUR MH-1000 Blue / Red SUNTOUR HB-5000 Blue / Red. MK-II SUNSHINE sealed bearing hubs Blue / Red
SR AA-5DXB 52x40T forged 170mm cranks	SR SN-5DX 52x40T forged 170mm cranks	46T Alloy forged 165mm cranks	SR 48T Alloy 165mm cranks	SUGINO Maxy Cross 44T forged 170mm cranks
MKS Sylvan CR-2 with RR	MKS Sylvan CR-2 with RR	SR Alloy with RR & black rubber	MKS Steel with RR & white rubber	MKS BM-10 Gold frame with RR
Black	Black	Black	Black	Gold
BRIDGESTONE 27 x 1 1/4 Center-ridge skinside 100 lbs Hi-pressure with American valves.	BRIDGESTONE 27 x 1 1/4 Center-ridge gumside 100 lbs Hi-pressure with American valves.	BRIDGESTONE 27 x 1 1/4 gumside 85 lbs Hi-pressure with American valves.	BRIDGESTONE Front: 20 x 1 1/4 Rear: 16 x 1 1/4 whiteside	BRIDGESTONE Original tread Blue / Red skinside Front: 20 x 2.125 Rear: 20 x 1.75
ARAYA 27 x 1 1/4, Alloy narrow type	ARAYA 27 x 1 1/4, Alloy	ARAYA 27 x 1 1/4, Steel C.P.	ARAYA Stainless steel Front: 20 x 1.75 Rear: 16 x 1.75	ARAYA 7X, 20 x 1.75 Alloy Gold
#14 U.C.P. with U.C.P. nipples	#14 U.C.P. with U.C.P. nipples	#14 U.P.C. with U.P.C. nipples	#14 U.P.C. with U.P.C. nipples	#14 U.P.C. with U.P.C. nipples
ARIAKE 77P-17 Anatomic vinyl	ARIAKE 77P-17 Anatomic vinyl	KASHIMAX Hi-soft model black vinyl	Padded white vinyl touring.	Kashimax 36 holes Blue / Red
SR CT-P6 Alloy	BRIDGESTONE Stainless steel	BRIDGESTONE CP	BRIDGESTONE Stainless steel	NAGAOKA Alloy 22.2 Gold SEAT CLAMP/SUNTOUR MC-1000 Alloy Blue/Red
Alloy center stand, Spoke protector, & CPSC approved reflector set.	Alloy center stand, Spoke protector, & CPSC approved reflector set.	Chainguard, Fenders, Spoke reflectors & Alloy kick stand.	Chainguard, Fenders, Basket, Bell, 6V 6W generator, Headlight, Lock, Mud flaps & Reflectors.	Chainguard C.P. & CPSC approved Reflector set.
(1) Flamboyant Blue (2) Flamboyant Red (3) Antique Tan	(1) Flamboyant Blue (2) Dark Brown	Dark Brown	(1) Pearly Green (2) Pearly White	(1) Blue & Chrome (2) Red & Chrome
26 lbs (23')	28 lbs (23')	33 lbs (21')	48 lbs	23 lbs



# BRIDGESTONE BICYCLES

## LIMITED WARRANTY

### WARRANTY

1. Frames and front forks of Bridgestone bicycles except for those of BMX or Cruiser category, are warranted to be free from defects in material and workmanship for lifetime from the date of purchase.
2. Original accessories of Bridgestone bicycles except for those of BMX or Cruiser category, as standard equipment, are warranted to be free from defects in material and workmanship for one (1) year from the date of purchase. (Excludes accessories added on by dealer or consumer).

### LIMITATIONS AND EXCLUSIONS

1. Warranty is issued to, and for the exclusive benefit of, the original purchaser of Bridgestone bicycles and is not assignable to subsequent purchasers or users.
2. Warranty does not cover any injuries or damages to Bridgestone bicycles by:
  - a. Bicycle racing or training for racing.
  - b. Stunt or acrobatic riding.
  - c. Usage as a power-propelled vehicle.
  - d. Any other misuse, abuse or neglect.
  - e. Improper assembly or improper maintenance.
  - f. Normal wear and tear.
3. Bridgestone shall not be liable for incidental or consequential damages, except as required by laws in particular jurisdiction.
4. Except for the limited warranty mentioned herein, Bridgestone Bicycle disclaims all implied warranties.

### CLAIMS

To qualify under the warranty, the defective part must be presented to an authorized Bridgestone bicycle dealer together with sales receipt or other proof of date of purchase showing serial number. If the claim qualifies under the terms of the warranty, Bridgestone will at its option replace or repair the defective part without charge to the original purchaser. Repair or replacement of defective parts or accessories, including labor charges therefore, constitutes the sole remedy under this warranty.

**THE HIGHWHEELER**  
76 East 8th Street  
Holland, Michigan 49423



# BRIDGESTONE BICYCLES

BRIDGESTONE BICYCLE (USA), INC.  
19140 Van Ness Avenue  
Torrance, California 90501  
Phone: 213-533-8761